



ಬೃಹತ್ ಬೆಂಗಳೂರು ಮಹಾನಗರ ಪಾಲಿಕೆ
Bruhat Bengaluru Mahanagara Palike



BBMP COVID-19 WAR ROOM 08.04.2023

BBMP / COVID-19 WAR ROOM / BULLETIN – 1111/ 08.04.2023 / #BBMPfightsCOVID19



OVERVIEW OF COVID-19 IN BENGALURU



CASE TRENDS

ACTIVE CASES **1,033**

Confirmed Cases

162

18,81,358 #

Recovered Cases

108

18,63,329 #

Death Cases

0

16,996 #



HOSPITALIZATION

64

ICU – V

-

ICU

11

HDU

5

General

48

INCLUDES GOVT. QUOTA AND PRIVATE WALK-IN HOSPITALIZATION



VACCINATION

148

2,06,99,306 #

First Dose

2

96,89,622 #

Second Dose

9

95,11,423 #

Precaution Dose

137

14,98,261 #



TRIAGING

MTU

5

Tele Triage

155



ACTIVE CZs

0

MCZs (< 5 cases)

0

Clusters (> 5 cases)

0



TESTING

1,655

3,22,42,456 #

RAT

542

RTPCR

1,113

Positivity :6.13%

*FOR LAST 7 DAYS

: indicates cumulative numbers till date



ABSTRACT OF COVID-19 SCENARIO IN BENGALURU



	MALE			FEMALE			TRANSGENDER			TOTAL		
	Last 24 Hours	Last 7 Days	Cumulative	Last 24 Hours	Last 7 Days	Cumulative	Last 24 Hours	Last 7 Days	Cumulative	Last 24 Hours	Last 7 Days	Cumulative
Positive Cases	87	596	11,09,173	75	500	7,71,989	0	0	196	162	1,096	18,81,358
Recovered Cases	64	388	10,96,279	44	312	7,65,920	0	0	187	108	700	18,63,329
Death Cases	0	0	10,765	0	0	6,227	0	0	4	0	0	16,996
Total Tests Done	In Last 24 hrs. : 1,655			In last 7 days : 17,888			Cumulative : 3,22,42,456					
Vaccine Doses Administered	In Last 24 hrs. : 148			In last 7 days : 1,047			Cumulative : 2,06,99,306					
ACTIVE CASES									1,033			

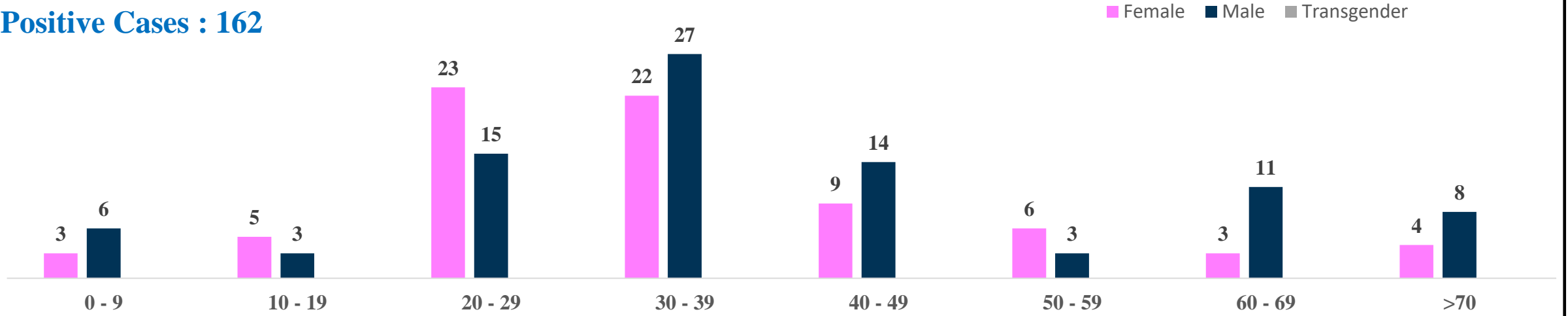
*Covid deaths occurred today : 00 | Covid deaths occurred beyond last 24hrs., reported today : 00



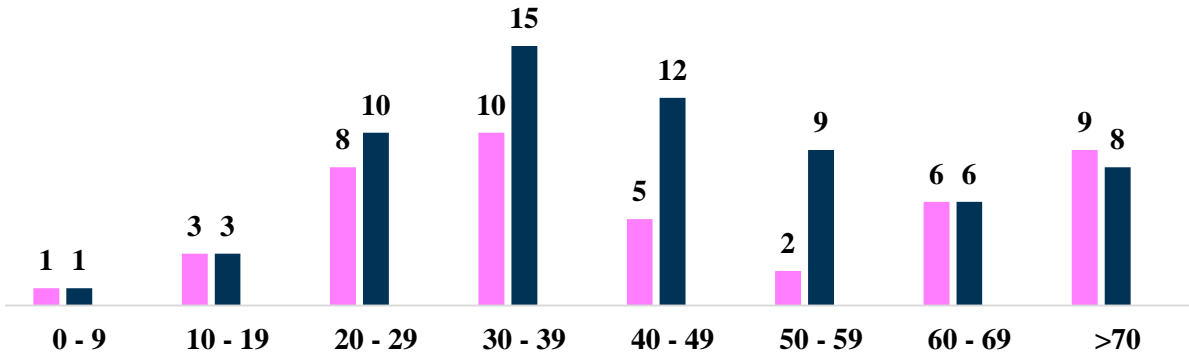
LAST 24 HOURS AGE GROUP AND GENDER WISE DISTRIBUTION



Positive Cases : 162



Recovered Cases : 108



Death Cases : 0

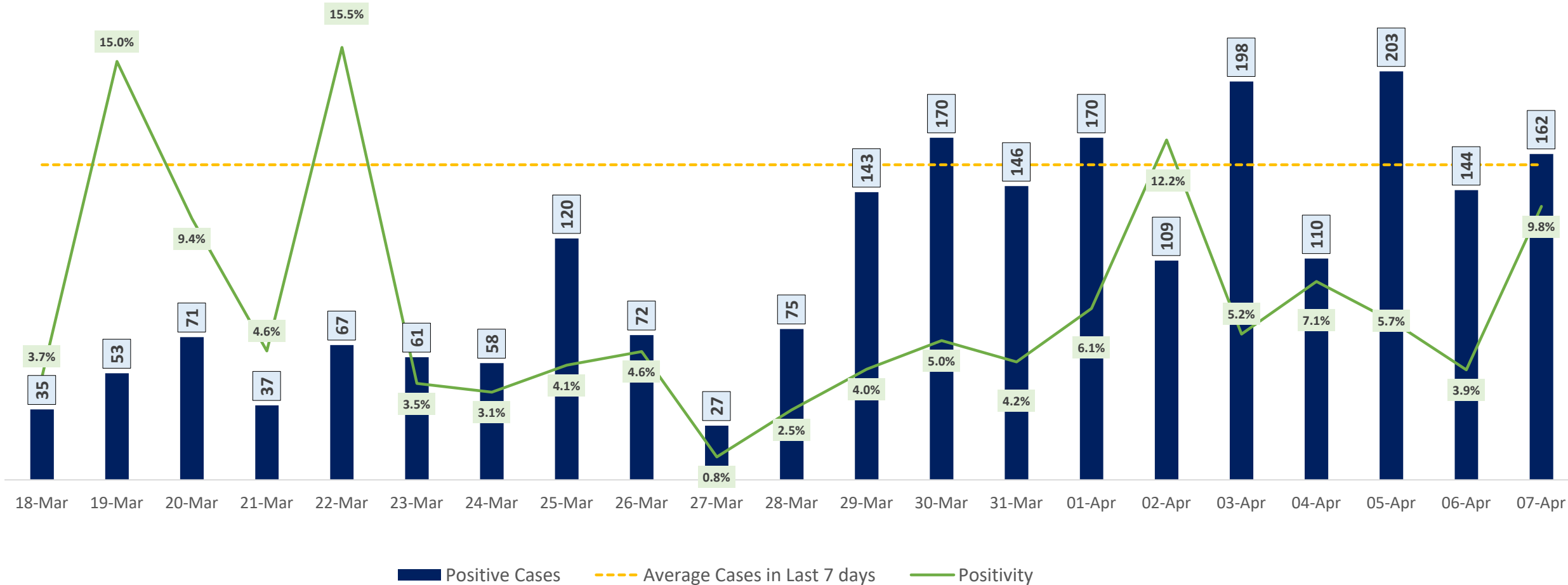
0 to 9 10 to 19 20 to 29 30 to 39 40 to 49 50 to 59 60 to 69 >=70



POSITIVITY RATE OF BENGALURU – LAST 21 DAYS



Average Cases in Last 7 days : 157

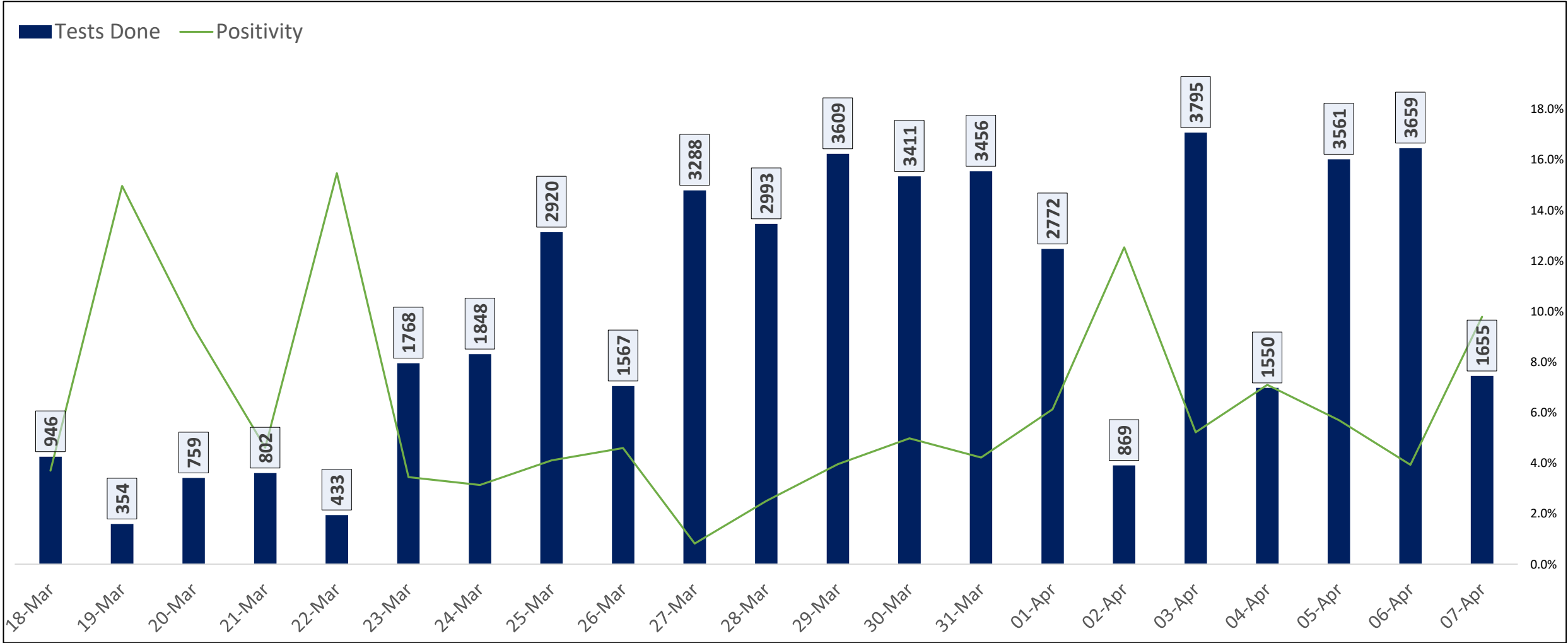




TESTING TRENDS IN BENGALURU

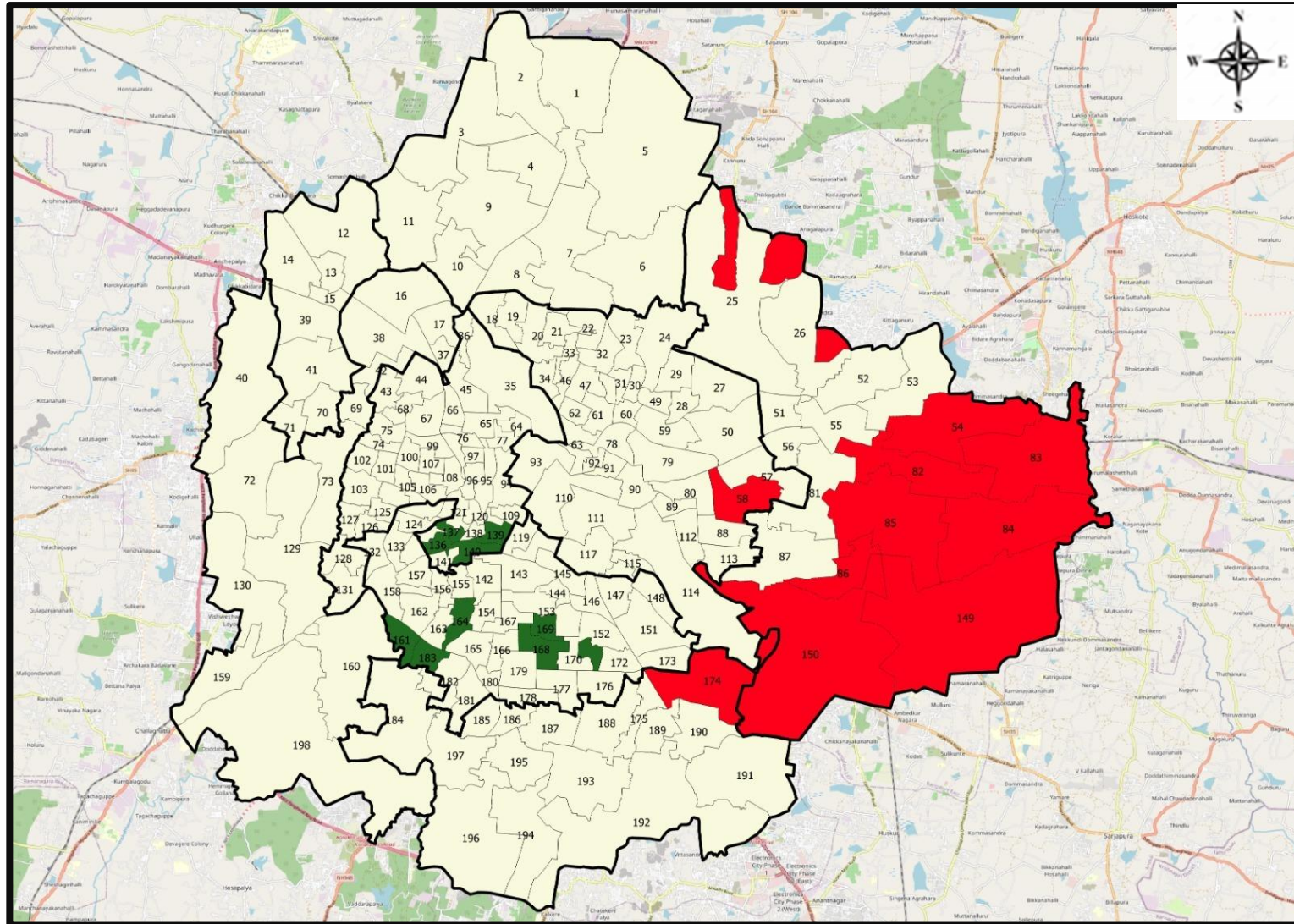


Total Test Conducted Till Date	Test Conducted Last 24 hours	Last 7 Days Average
3,22,42,456	1,655	2,555





BENGALURU URBAN MAP SHOWING TREND OF POSITIVE CASES IN LAST 7 DAYS



Top 10 wards reporting highest number of positive cases in last 10 days

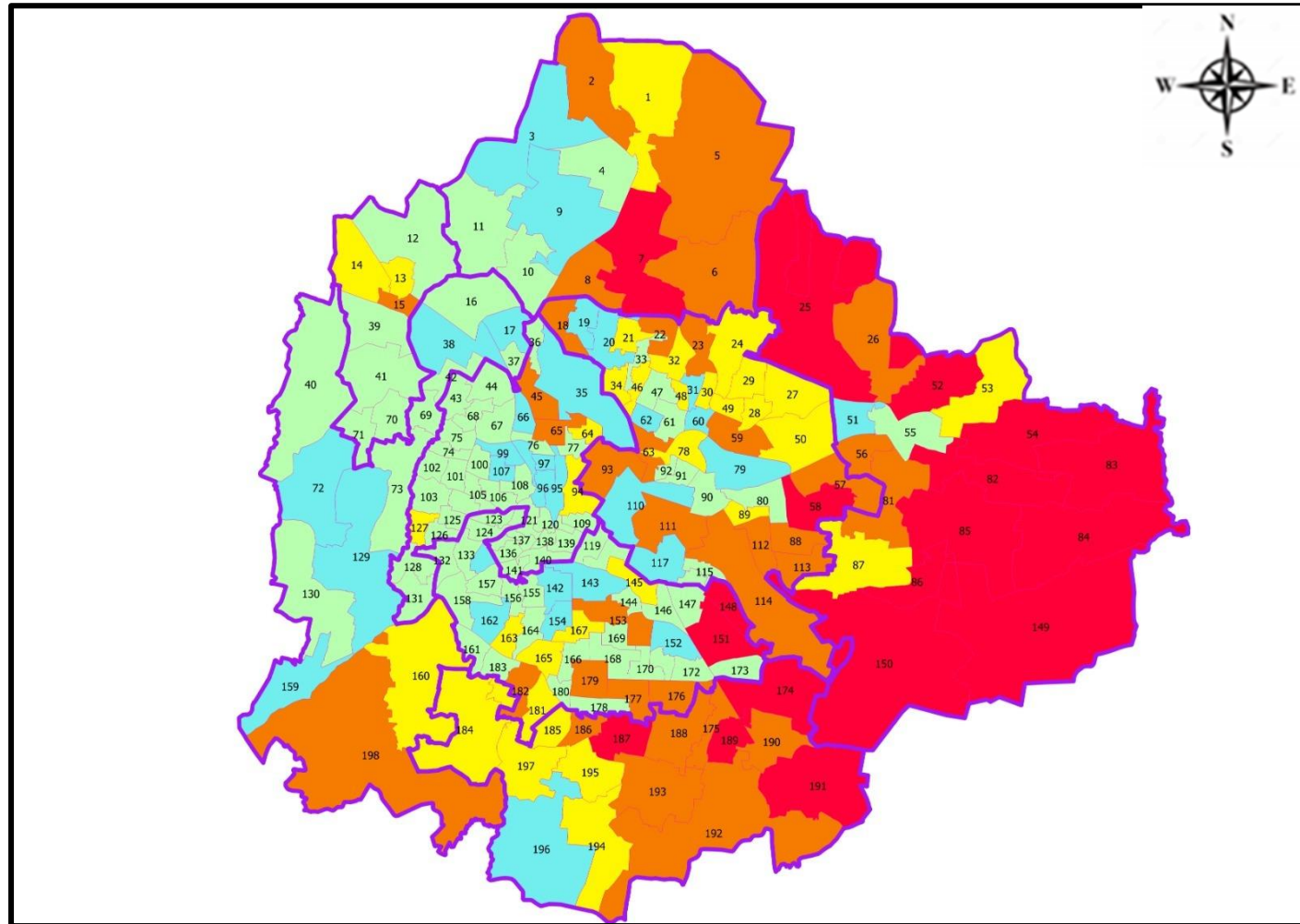
Ward No.	Ward Name	Daily Cases Average
150	Bellanduru	8
174	HSR Layout	6
83	Kadugodi	4
85	Dodda Nekkundi	4
58	New Tippasandra	3
84	Hagadur	3
149	Varthuru	3
86	Marattahalli	3
82	Garudachar Palya	3
54	Hudi	3







Top 10 wards reporting least number of positive cases in last 7 days

Ward No.	Ward Name	Daily Cases Average
183	Chikkalsandra	0
171	Gurappanapalya	0
169	Byrasandra	0
168	Pattabhiram Nagar	0
164	Vidyapeeta Ward	0
161	Hosakerehalli	0
140	Chamrajapet	0
139	K R Market	0
137	Rayapura	0
136	Jagajivanram Nagar	0



BENGALURU MAP SHOWING INTENSITY OF POSITIVE CASES IN LAST 7 DAYS



-  Level 1 : 0 to 1 Cases
-  Level 2 : 1 to 3 Cases
-  Level 3 : 3 to 5 Cases
-  Level 4 : 5 to 10 Cases
-  Level 5 : More than 10 Cases
-  Zone Boundaries

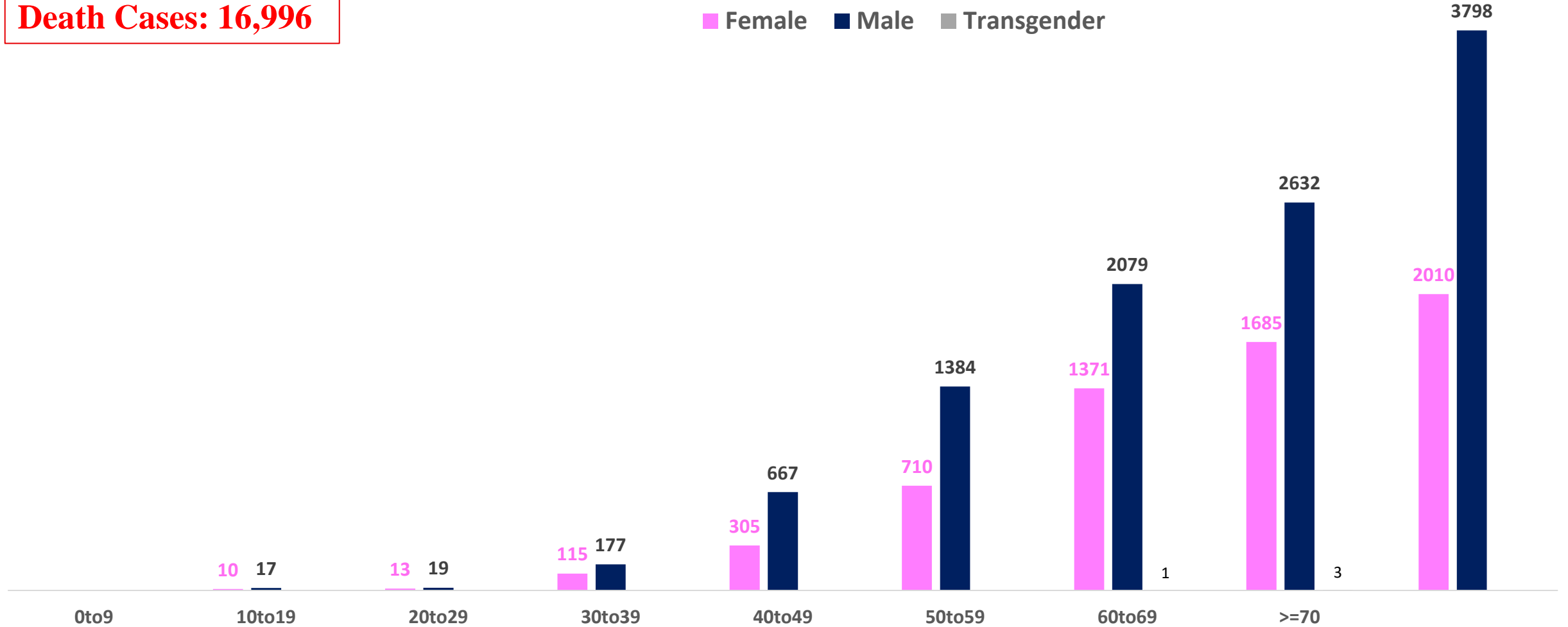


AGE AND GENDER WISE DISTRIBUTION OF DEATH CASES



Death Cases: 16,996

Female Male Transgender





SNAPSHOT OF COVID-19 CASES IN BENGALURU URBAN



**Total Wards With
< = 10 Cases* :
176**

**Tests Conducted
on 07.04.2023:
1,655**

**Recovery
Rate*:
99.04%**

**Total
Active Cases :
1,033**

**Total Vaccinated
on 07.04.2023:
148**

**Positivity
Rate* :
6.13%**

**Active
Rate*:
0.05%**

**Case
Fatality Rate* :
0.00%**





*Total positive cases In the past 7 days

*CFR and positivity is for Past 7 days



ಬೃಹತ್ ಬೆಂಗಳೂರು ಮಹಾನಗರ ಪಾಲಿಕೆ
Bruhat Bengaluru Mahanagara Palike



Download BBMP Bulletin	https://apps.bbmpgov.in/covid19/mediabulletin.php
To register for vaccination :	https://selfregistration.cowin.gov.in/
BBMP COVID19 Dashboard:	https://apps.bbmpgov.in/covid19/
Follow us on:	 www.facebook.com/bbmp.comm1/
	 twitter.com/BBMPCOMM
	  BBMPSplHealth

Issued by:

**Honorable Chief Commissioner, BBMP
Special Commissioner Health, BBMP
MD, Bengaluru Smart City Limited**

THANK YOU !

